

Certificate of Analysis

For R&D Use Only - Not a California Compliance Certificate.

Cereal Milk

Client: Social Hemp / Hemp Paks

Sample Name: Cereal Milk

Batch Number: N/A

Client Address: 2706 Harbor Blvd Suite 234

Costa Mesa, CA, 92650

Matrix: Plant

Unit Mass: 1 g per unit

License Number: 29933

Sample ID: 74060203-23

Date Received: 2/3/2026



Total CBD	ND
Delta 9-THC	0.20 %
THCA	32.46 %
Total Cannabinoids	32.66 %

Analysis Summary

Residual Pesticides	Pass
Mycotoxins	Pass
Heavy Metals	Pass
Microbial Impurities	Pass
Foreign Material	Pass
Moisture Content	9.25 %
Water Activity	Pass
Total Terpenes	2.99 %

Cannabinoid Analysis

Complete

Analyte	LOD (%)	LOQ (%)	Mass (%)	Mass (mg/g)
CBDV	0.0035	0.011	ND	ND
CBD	0.0030	0.0090	ND	ND
CBG	0.0038	0.011	ND	ND
CBDA	0.0017	0.0052	ND	ND
CBN	0.00080	0.0024	ND	ND
Delta 9-THC	0.0022	0.0067	0.197	1.97
Delta 8-THC	0.0020	0.0059	ND	ND
CBC	0.00070	0.0021	ND	ND
THCA	0.0024	0.0073	32.460	324.60
Total CBD			ND	ND
Total THC			28.66	286.64
Total Cannabinoids			32.66	326.57

Date Tested: 2/3/2026

Total THC = THCa * 0.877 + d9-THC + d8-THC; Total CBD = CBDa * 0.877 + CBD

This certificate of analysis is responsible for the tested sample only and is for research and development (R&D) use only. This certificate of analysis shall not be reproduced, except in its entirety, without the written approval of FESA Labs. FESA Labs shall not be liable for any damage that may result from the data contained herein in any way. FESA Labs makes no claim to the efficacy, safety or other risks associated with any detected or non-detected amounts of any substances reported herein. If there are any questions with this report please email info@fesalabs.com. This certificate of analysis is intended only for the use of the party to whom it is addressed and may contain information that is confidential or protected from disclosure under applicable law. If you have received this document in error, please immediately contact us.

References: limit of detection (LOD), limit of quantitation (LOQ), not detected (ND), not tested (NT)

Certificate of Analysis

For R&D Use Only - Not a California Compliance Certificate.

Pesticide Analysis

Pass

Analyte	LOQ (ppm)	Limit (ppm)	Mass (ppm)	Status
Abamectin	0.050	0.10	ND	Pass
Acephate	0.050	0.10	ND	Pass
Acequinocyl	0.050	0.10	ND	Pass
Acetamiprid	0.050	0.10	ND	Pass
Aldicarb	0.050	0.00	ND	Pass
Azoxystrobin	0.050	0.10	ND	Pass
Bifenazate	0.050	0.10	ND	Pass
Bifenthrin	0.050	3.00	ND	Pass
Boscalid	0.050	0.10	ND	Pass
Captan	0.050	0.70	ND	Pass
Carbaryl	0.050	0.50	ND	Pass
Carbofuran	0.050	0.00	ND	Pass
Chlorantraniliprole	0.050	10.00	ND	Pass
Chlordane	0.050	0.00	ND	Pass
Chlorfenapyr	0.050	0.00	ND	Pass
Chlorpyrifos	0.050	0.00	ND	Pass
Clofentezine	0.050	0.10	ND	Pass
Coumaphos	0.050	0.00	ND	Pass
Cyfluthrin	0.050	2.00	ND	Pass
Cypermethrin	0.050	1.00	ND	Pass
Daminozide	0.050	0.00	ND	Pass
DDVP	0.050	0.00	ND	Pass
Diazinon	0.050	0.10	ND	Pass
Dimethoate	0.050	0.00	ND	Pass
Dimethomorph	0.050	2.00	ND	Pass
Ethoprophos	0.050	0.00	ND	Pass
Etofenprox	0.050	0.00	ND	Pass
Etoxazole	0.050	0.10	ND	Pass
Fenhexamid	0.050	0.10	ND	Pass
Fenoxycarb	0.050	0.00	ND	Pass
Fenpyroximate	0.050	0.10	ND	Pass
Fipronil	0.050	0.00	ND	Pass
Flonicamid	0.050	0.10	ND	Pass
Fludioxonil	0.050	0.10	ND	Pass
Hexythiazox	0.050	0.10	ND	Pass
Imazalil	0.050	0.00	ND	Pass
Imidacloprid	0.050	5.00	ND	Pass
Kresoxim Methyl	0.050	0.10	ND	Pass
Malathion	0.050	0.50	ND	Pass
Metalaxyl	0.050	2.00	ND	Pass
Methiocarb	0.050	0.00	ND	Pass
Methomyl	0.050	1.00	ND	Pass
Methyl Parathion	0.050	0.00	ND	Pass
Mevinphos	0.050	0.00	ND	Pass
Myclobutanil	0.050	0.10	ND	Pass
Naled	0.050	0.10	ND	Pass
Oxamyl	0.050	0.50	ND	Pass
Pacllobutrazol	0.050	0.00	ND	Pass
Pentachloronitrobenzene	0.050	0.10	ND	Pass
Permethrin	0.050	0.50	ND	Pass
Phosmet	0.050	0.10	ND	Pass
Piperonyl Butoxide	0.050	3.00	ND	Pass
Prallethrin	0.050	0.10	ND	Pass
Propiconazole	0.050	0.10	ND	Pass

Certificate of Analysis

For R&D Use Only - Not a California Compliance Certificate.

Pesticide Analysis

Pass

Analyte	LOQ (ppm)	Limit (ppm)	Mass (ppm)	Status
Propoxur	0.050	0.00	ND	Pass
Pyrethrins	0.050	0.50	ND	Pass
Pyridaben	0.050	0.10	ND	Pass
Spinetoram	0.050	0.10	ND	Pass
Spinosad	0.050	0.10	ND	Pass
Spiromesifen	0.050	0.10	ND	Pass
Spirotetramat	0.050	0.10	ND	Pass
Spiroxamine	0.050	0.00	ND	Pass
Tebuconazole	0.050	0.10	ND	Pass
Thiacloprid	0.050	0.00	ND	Pass
Thiamethoxam	0.050	5.00	ND	Pass
Trifloxystrobin	0.050	0.10	ND	Pass

Date Tested: 2/3/2026

Mycotoxins

Pass

Analyte	LOQ (µg/g)	Limit (µg/g)	Mass (µg/g)	Status
Aflatoxin B1	0.02	0.02	ND	Pass
Aflatoxin B2	0.02	0.02	ND	Pass
Aflatoxin G1	0.02	0.02	ND	Pass
Aflatoxin G2	0.02	0.02	ND	Pass
Ochratoxin A	0.02	0.02	ND	Pass

Date Tested: 2/3/2026

Heavy Metals Analysis

Pass

Analyte	LOQ (µg/g)	Limit (µg/g)	Mass (µg/g)	Status
Arsenic	0.050	0.200	ND	Pass
Cadmium	0.050	0.200	ND	Pass
Lead	0.125	0.500	ND	Pass
Mercury	0.025	0.100	ND	Pass

Date Tested: 2/4/2026

Microbial Analysis

Pass

Test	Limit (CFU/g)	Result (CFU/g)	Status
<i>Aspergillus flavus</i>	<1	Absent / 1g	Pass
<i>Aspergillus fumigatus</i>	<1	Absent / 1g	Pass
<i>Aspergillus niger</i>	<1	Absent / 1g	Pass
<i>Aspergillus terreus</i>	<1	Absent / 1g	Pass
Total Aerobic Bacteria	<100,000	4,300	Pass
Total Yeast & Mold	<10,000	4,100	Pass
Total <i>E. coli</i>	<1	Absent / 1g	Pass
<i>Salmonella</i>	<1	Absent / 1g	Pass

Date Tested: 2/6/2026

CFU = Colony Forming Units

Certificate of Analysis

For R&D Use Only - Not a California Compliance Certificate.

Moisture Content

Complete

Test	Result (%)
Moisture Content	9.25

Date Tested: 2/3/2026

Water Activity









Pass

Test	Limit (Aw)	Result (Aw)	Status
Water Activity	0.65	0.48	Pass

Date Tested: 2/6/2026

Terpenoid Analysis

Complete

Analyte	LOQ (%)	Mass (%)	Mass (mg/g)
Camphene	0.0085	0.0549	0.549 
3-Carene	0.0085	0.0472	0.472 
β-Caryophyllene	0.0085	ND	ND
p-Cymene	0.0085	ND	ND
Eucalyptol	0.0085	ND	ND
Fenchol	0.0085	0.0185	0.185 
α-Humulene	0.0085	0.8581	8.581 
δ-Limonene	0.0085	0.2858	2.858 
Linalool	0.0085	0.2958	2.958 
β-Myrcene	0.0085	0.9484	9.484 
Nerolidol	0.0085	0.4858	4.858 
α-Pinene	0.0085	ND	ND
Terpinolene	0.0085	ND	ND
Total Terpenoids		2.99	29.95

Date Tested: 2/5/2026

Method References:

Hemp Profile (SOP HPLC Hemp by UV-Detection)

Multi-Residue Pesticide Analysis - (AOAC_200701)

Official Methods of Analysis, AOAC Official Method 2007.01, Pesticide Residues in Foods by Acetonitrile Extraction and Partitioning with Magnesium Sulfate, AOAC INTERNATIONAL (modified).

CEN Standard Method EN 15662: Food of plant origin - Determination of pesticide residues using GC-MS and/or LC-MS/MS following acetonitrile extraction/partitioning and clean-up by dispersive SPE - QuEChERS method.

Mycotoxins Analysis - 5 compounds (FDA_MYC)

Determination of Mycotoxins in Corn, Peanut Butter and Wheat Flour Using Stable Isotope Dilution Assay (SIDA) and Liquid Chromatography-Tandem Mass Spectrometry (LC-MS/MS) (modified).

Heavy Metals Analysis - 4 elements (EPA_200.8)

Methods for the Determination of Metals in Environmental Standards - Supplement 1, EPA-600/R-94-111, May 1994.

"Determination of Metals and Trace Elements in Water and Wastes by Inductively Coupled Plasma-Mass Spectrometry", USEPA Method 200.8, Revision 5.1, EMMC Version (modified).

Microbial Analysis - (AOAC_2014_991_FDA_BAM_18)

Official Methods of Analysis, AOAC Official Method 2014.01 *Salmonella* in Selected Foods, AOAC Official Method 991.14 Coliform and Escherichia coli Counts in Foods; AOAC Official Method 990.12 Aerobic Plate Count in Foods; AOAC Official Method 997.02 Yeast and Mold Counts in Foods; AOAC INTERNATIONAL (modified), U.S. Food and Drug Administration, Bacteriological Analytical Manual, Chapter 18, Yeasts, Molds and Mycotoxins (modified).

Moisture Content Analysis - (AOAC_934_06)

Official Methods of Analysis, Method 934.06.AOAC INTERNATIONAL, Moisture in Dried Fruits (modified).

Water Activity Analysis - (AOAC_978_18)

Official Methods of Analysis, Method 978.18.AOAC INTERNATIONAL, Water Activity of Canned Vegetables (modified).